



RSS: Information Delivery Made Simple

Jason Puckett <jason.puckett@emory.edu>

About RSS

RSS is a web feature allowing you to get current updates from your favorite websites. You don't have to individually check each site you like to follow: just set up an RSS reader and updates will appear there automatically. You can also use RSS to notify you of new search results in many library databases.

It's like creating your own custom newspaper with content from all over the web: headlines from CNN and Emory's news, a comics page you pick out yourself, music reviews from *Rolling Stone* and sports from Bob's Baseball Blog.

Follow these three steps:

1. Set up a free account on Bloglines or Google Reader.
2. Look for sites featuring RSS icons (usually in orange). The URL for new content is called the site's "feed."



3. Read your feeds!



Set Up Your Reader

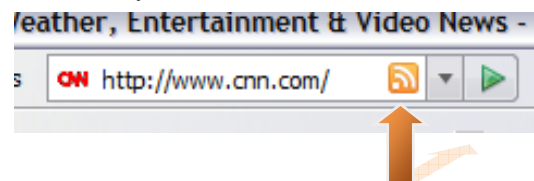
First, you'll need to set up a reader or "aggregator." This is just a website where you can read all your feeds in one place.

Two of the most popular reader sites are Bloglines (bloglines.com) and Google Reader (google.com/reader). Both are free and easy to use. (There are many others out there if you decide you don't like either of these.) Just follow the instructions to create an account on either site.

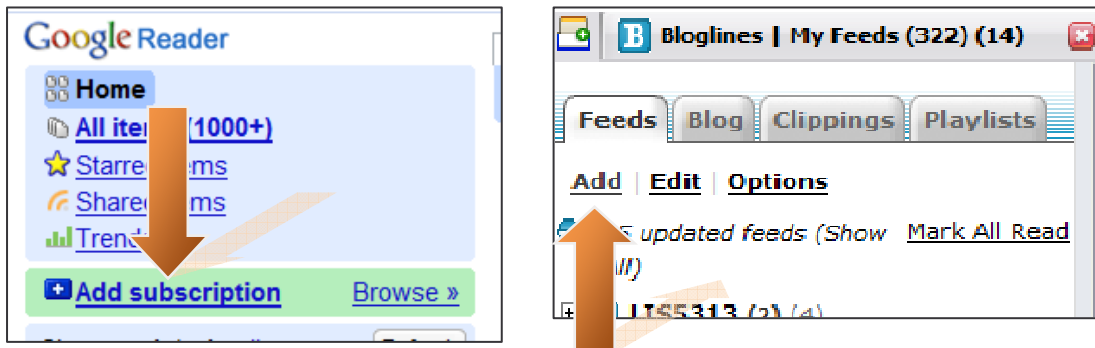
Subscribe to Feeds

A site's "feed" is just the URL you need to copy and paste into your reader so that you'll get updates. Typically the feed is indicated with an orange icon like the ones above. It may be in the location bar of your browser like this:

Or it may be elsewhere on the page. Copy this URL to your clipboard (in this example, it's just <http://www.cnn.com/>).



In the top left of your reader page, there's a link that says "Add" or "Add Subscription." Click it!



Paste the feed URL into the box that appears and click "Subscribe" or "Add." If the site has more than one feed, you may also have to check a box to choose which one you want.

You've now subscribed to the site's feed. When you go to your reader page, a number will appear indicating how many new items have appeared from that site since you last read it.

Some popular feeds you might want to try subscribing to:

Site	URL
New York Times headlines	http://www.nytimes.com/
Emory News	http://news.emory.edu/
Doonesbury	http://www.doonesbury.com/strip/dailydose/
Snopes Urban Legends	http://www.snopes.com/info/whatsnew.asp
BoingBoing	http://boingboing.net/

Subscribe to Database Searches

More and more article databases offer RSS alerts for saved searches. This allows you to search for your topic once, then subscribe in your RSS reader to receive notifications of any new articles that match your search. Detailed steps will differ by database, but here are two examples:

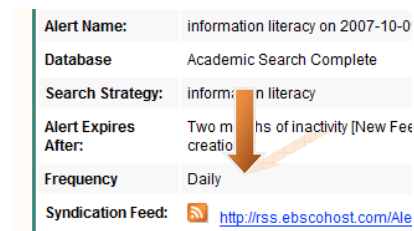
PUBMED

Type your search normally.
 From the "Send To" menu, choose "RSS feed."
 Click "Create Feed."
 Right-click the orange XML icon and copy the URL.
 Paste the URL into your reader.



Academic Search Complete

Type your search normally.
 Click "Create alert for this search" above your results.
 Right-click and copy the "Syndication Feed" URL.
 Paste it into your reader.
 This method works for other EBSCO databases too.



You can subscribe to your alert feed through any aggregator
 1. Copy the Syndication Feed link