

How to Create a Link in Reserves Direct and Post the Link into Blackboard

Step One: Login into [Reserves Direct](#) with your NetID and password

EMORY LIBRARIES

Reserves Direct

Welcome to ReservesDirect

Net ID:
instructor

Password:

Sign In

For information on submitting a Course Reserves request, please contact:

Woodruff Library/General
Business
Health
Law
Oxford College
Theology

How to Create a Link in Reserves Direct and Post the Link into Blackboard

Step Two: Click on your course



[Edit Profile](#) | [Help](#) | [Contact Us](#) | [Sign Out](#)




My Courses | **Add a Reserve** | **Manage Users** | **View Statistics**

[Home](#) | [Create New Class](#) | [Reactivate Class](#) | [Export Class](#) | [Manage Class Enrollment](#) | instructor instructor (instructor)

home >>

Please provide the item call number when requesting Woodruff Library Course Reserves at the Music & Media Library on the 4th floor.

You are teaching:		You are enrolled in:	
SPRING 2012	FALL 2011	[Create a New Class]	
 RSRV 909-001	Post Production Testing	instructor instructor	OPEN
 RSRV 909-002	Post Production Testing 2	instructor instructor	OPEN

-  = active courses you may edit
-  = new courses not yet in use
-  = courses canceled by the registrar

How to Create a Link in Reserves Direct and Post the Link into Blackboard

Step Three: To the right of your Course Information you will see a grey box with **Export Readings To Courseware**

[Edit Profile](#) | [Help](#) | [Contact Us](#) | [Sign Out](#)

[My Courses](#) [Manage Items](#) [Manage Classes](#) [Manage Users](#) [Search](#) [View Statistics](#) [Copyright](#) [Admin](#)

frances Pici (fpi)

edit class >> ANT 501-00P Hist Anthropological Thoug

EUCLID/discoverE is changing on Oct. 10th. For details please copy and paste this link into your browser: <http://web.library.emory.edu/conduct-research/discover/search-improvements>

Reserves Direct will undergo a system upgrade and will be unavailable on Thursday Oct 6, 2011 from 9 AM-NOON. Any questions or concerns, please contact us at reserves@emory.edu

[Exit class](#)

ANT 501-00P HIST ANTHROPOLOGICAL THOUGHT I [[EDIT](#)]

FALL 2011



Cross-listings [[edit](#)]: None

Instructor(s) [[edit](#)]: **Debra Vidali**

Proxies [[edit](#)]: None


Enrollment [[view](#)]: **OPEN**

Class Status: **ACTIVE** **INACTIVE** [Change Status](#)

Class Active Dates:  to  [Change Dates](#)

Copyright: **Library staff review needed**


- Preview Student View
- Export readings to Courseware
- Export class to Spreadsheet



How to Create a Link in Reserves Direct and Post the Link into Blackboard

Step Four: Click **Export Readings To Courseware**

[Exit class](#)

- 
- Preview Student View
 - Export readings to Courseware
 - Export class to Spreadsheet

How to Create a Link in Reserves Direct and Post the Link into Blackboard

Step Five: Select **Blackboard** & Click **Get Instructions on How To Export Class**

My Courses | Add a Reserve | Manage Users | View Statistics

Home | Create New Class | Reactivate Class | Export Class | Manage Class Enrollment

export class >>

EUCLID/discoverE is changing on Oct. 10th. For details please copy and paste this link into your browser: <http://web.library.emory.edu/conduct-research/discovere/search-improvements>

Reserves Direct will undergo a system upgrade and will be unavailable on Thursday Oct 6, 2011 from 9 AM-NOON. Any questions or concerns, please contact us at reserves@emory.edu

Choose a Courseware Package

Class: ANT 501-00P -- Hist Anthropological Thought I

Export To:

Blackboard

Learnlink

Personal Web Page

[Get Instructions on How to Export Class](#)



How to Create a Link in Reserves Direct and Post the Link into Blackboard

Step Six: Click **Generate Blackboard Link**

The screenshot shows the Reserves Direct interface. At the top, there is a navigation bar with buttons for 'My Courses', 'Manage Items', 'Manage Classes', 'Manage Users', 'Search', 'View Statistics', and 'Copyright'. The user's name, 'Shannon O'Daniel (odar', is displayed in the top right corner. Below the navigation bar, there is a yellow horizontal line. The main content area is titled 'export class >>' on the left and 'RSRV 101-000 Reserves Direct Tut' on the right. A green dashed box contains the instruction: 'Please provide the item call number when requesting Woodruff Library Course Reserves at the Music & Media Library on the 4th floor.' Below this, a blue bar contains the text 'Export Reserve List for RSRV 101-000 -- Reserves Direct Tutorial to Blackboard'. Underneath, the 'Instructions:' section reads: 'Generate the Blackboard connection with the link below. When prompted save the file to your local machine with an html extension, making note of the save location. Then access your Blackboard course, choose the content area you would like to add the item to, select the "Add Item" option and add the HTML file as an attachment. Click "Browse" next to "local content file" and find your .html file on your computer. Choose any other options you wish and click on Submit.' At the bottom of the instructions, there are two blue links: 'Generate Blackboard Link' and 'Go to Blackboard'.

My Courses Manage Items Manage Classes Manage Users Search View Statistics Copyright

Shannon O'Daniel (odar

export class >> RSRV 101-000 Reserves Direct Tut

Please provide the item call number when requesting Woodruff Library Course Reserves at the Music & Media Library on the 4th floor.

Export Reserve List for RSRV 101-000 -- Reserves Direct Tutorial to Blackboard

Instructions:

Generate the Blackboard connection with the link below. When prompted save the file to your local machine with an html extension, making note of the save location.

Then access your Blackboard course, choose the content area you would like to add the item to, select the "Add Item" option and add the HTML file as an attachment. Click "Browse" next to "local content file" and find your .html file on your computer.

Choose any other options you wish and click on Submit.

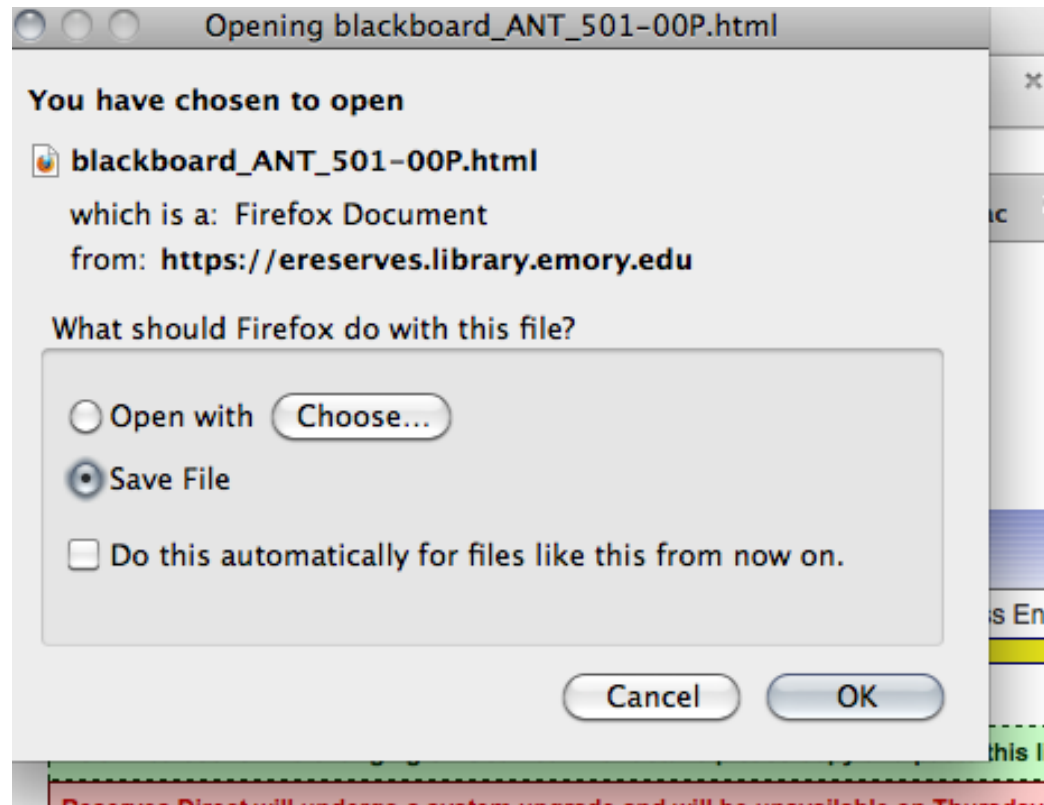
[Generate Blackboard Link](#)

[Go to Blackboard](#)

How to Create a Link in Reserves Direct and Post the Link into Blackboard

Step Seven: Then **Save File, OK;**

Double-click the saved html file and it will open in a browser



How to Create a Link in Reserves Direct and Post the Link into Blackboard

Step Eight: Right-click on the **Blue Link** at the top and select **Copy Link**
This is the external link you will paste into Blackboard



file:///Users/francespici/Downloads/blackboard_ANT_501-00P.html

ALEPH chemistry BB CR drupal eReservesTrac MM RD copyright Copyright Term emoryETD emoryAll

[ANT 501-00P Hist Anthropological Thought I FALL 2011 - Reserve List](#)

Taught by: [Vidali, Debra](#)

- [Dramas of nationhood : the politics of television in Egypt / Lila Abu-Lughod ; with a foreword by Anthony T. Carter.](#)
Abu-Lughod, Lila.. 2005.. paxvii, 319 p. :pbill. :pc24 cm..
- [Introduction / Talal Asad](#)
Asad, Talal. Anthropology & the colonial encounter 9-19. 1973.
- [THE CONSTRUCTION OF RELIGION AS AN ANTHROPOLOGICAL CATEGORY/CHAPTER 1](#)
ASAD, TALAL. Genealogies of Religion: Discipline and Reasons of Power in Christianity and Islam / Talal Asad 27-54; 307-323. 1993.
- [Women Writing Culture](#)
Behar, Ruth and Deborah A. Gordon. Albany : State University of New York Press, c1995..
- [Introduction to the Handbook of American Indian Languages: Franz Boas](#)
Boas, Franz. Language, culture, & society : an introduction to linguistic anthropology Second 9-28. Waveland Press, INC., 1995. 2.6% book, tf.
- [The aims of anthropological research \(1932\).](#)
BOAS, FRANZ. Race, language and culture 243-259. 1940.
- [The aims of ethnology \(1888\).](#)
BOAS, FRANZ. Race, language and culture 626-638. 1940.
- [Primitive classification](#)
by Émile Durkheim and Marcel Mauss. Translated from the French and edited. [1963]. paxlviii, 96 p. :pc23 cm..
- [The rules of sociological method](#)
by Emile Durkheim ; translated by Sarah A. Solovay and John H. Mueller ; an. 1965, 1964.. pax, 146 p. :pc21 cm..
- [Ancient society; or, Researches in the lines of human progress from savagery, through barbarism to civilization](#)
by Lewis H. Morgan.. 1878 [c1877]. paxvi, 560 p. :pc23 cm..
- [The gift : forms and functions of exchange in archaic societies](#)
by Marcel Mauss ; translated by Ian Cunnison ; with an introduction by E.E.. 1967.. paxiv, 130 p. :pc20 cm..
- [The problem of meaning in primitive languages / Bronislaw Malinowski](#)
C K Ogden; I A Richards; Bronislaw Malinowski; F G Crookshank; J P Postgate. The meaning of meaning; a study of the influence of language upon thought and of
- [The Abominations of Leviticus / Chapter 3](#)
Douglas, Mary. Purity and Danger: An Analysis of the Concepts of Pollution and Taboo 41-57. 1984, ©1966..
- [Purity and danger : an analysis of the concepts of pollution and taboo / Mary Douglas.](#)
Douglas, Mary.. 1995, c1966. paviii, 193 p. :pc22 cm..
- [Linguistic Anthropology: History, Ideas and Issues](#)
Duranti, Alessandro. Linguistic anthropology, ed. by Alessandro Duranti Second pp. 1-59. 2009.
- [\(Introduction\) Subject Of Our Study:Religious Sociology And The Theory Of Knowledge / \(Book 1, Chapter 1\) Definition Of Religious Phenomena And Of Religion](#)
Durkheim, Emile. The elementary forms of the religious life 13-33; 37-63. c[1965, c1915].
- [The elementary forms of the religious life / Translated from the French by Joseph Ward Swain.](#)
Durkheim, Emile,1858-1917.. [1965, c1915]. pa507 p. :pc21 cm..
- [The elementary forms of the religious life / translated from the French by Joseph Ward Swain.](#)
Durkheim, Emile,1858-1917.. London : Allen & Unwin, [1964?, c1915]. paxi, 456 p. :pc23 cm..
- [The rules of sociological method / by Emile Durkheim.](#)
Durkheim, Emile,1858-1917.. c1938 (1962 printing). pax, 146 p. :pc21 cm..
- [The rules of sociological method](#)

How to Create a Link in Reserves Direct and Post the Link into Blackboard

Step Nine: Login to **Blackboard** and select where you want to place this link. Click **Build**; **External Link**; and paste into **Link Box**; Click **Submit**



Create External Link

An External Link is a shortcut to a Web resource. Add an External Link to a Content Area to provide a quick access point to relevant resources.

★ Indicates a required field.

1. External Link Information

- ★ Name
- ★ URL
For example, <http://www.myschool.edu/>

Text

Visual Editor: ON

Normal 3 Arial **B** *I* U abc x_2 x^2

abc ✂ 📄 📁 ↺ ↻ 🌐 📅 🖋️ 🎨 📐 √ x < > 🖨️

📄 📁 📂 📅 🖋️ 🎨 📐

Fin.

ANY QUESTIONS, PLEASE CONTACT:

frances Pici ■ Music & Media Library Reserves Manager

■ Emory University Libraries ■ 404.727.2230 ■ fpici@emory.edu

